

**NEW TITAN 260**  
**HORIZONTAL CHASSIS FAN COIL UNIT**

**ABILITY**  
**FAN COIL UNITS**

**Chassis** panelwork is all 'In House' manufactured from nominally 1.2mm Galvanised steel. All flanges are formed inward facing to prevent exposure to bare metal edges. Sufficient forms and folds are incorporated to provide a vibration free, robust structure. The panel work is jointed throughout using 3/16" 'Polygrip' self adjusting 'air tight' rivets.

**Access** is provided through two main panels. One covers the fan and motor sets, the other the coil and condensate tray. The fan access hooks in place on a front lip and swings closed. This is then retained by machine screws into captive "Nutserts". The coil / condensate tray access is retained by self tapping screws into spring steel 'U' nuts.

**Fans** are direct drive, double inlet, forward curved centrifugal type. Both the impellers & impellor housings are of galvanised steel. Fan & motor assemblies are mounted separately to the fan deck assembly using M6 Machine screws into captive "Nutserts" and can be removed individually for non routine servicing or replacement. Each fan is connected to the fan wiring loom by terminal strip. Motor & impellor assemblies are statically and dynamically balanced in twin planes.

**Motors** are totally enclosed, external rotor, permanent split capacitor type. Power factor shall be 0.9 or better. Bearings are sealed for life ball race type with a manufacturers minimum life expectancy of 50,000 hours under typical operating conditions. Overload protection is afforded to each individual motor by an auto resetting thermal contactor. Motor insulation is to class 'B' with the enclosure to IP44. Supply 230V 1Ph 50Hz.

**Speed Control** is by multi-tapped transformer. 18 speed outputs are available and 9 selected outputs are wired for on site adjustment. Controls are fed from an additional 50VA 24V output. More detail about our speed control method is given on the last page of this data sheet.

**Coils** are manufactured from seamless 3/8" copper tube, mechanically expanded onto aluminium fins. Fins are punched with die formed collars to afford maximum heat transfer surface area with the tubes. All coils are circuited contra flow and bottom to top, optimising output and ensuring free venting and draining. Vents and drains are slotted type. Coils are handed left hand or right hand and are not interchangeable. Handings notated against direction of airflow. Coil terminations are 15mm dia' plain copper at 40mm centres through an aluminium support plate for rigidity. Every coil is leak tested using dry air under water to 20 bar. Pressure drop details are given on page 6 of this data sheet. 4 row coils are used to optimise performance. The coil terminations shall be within the profile of the unit to prevent damage.

**The Condensate Tray** covers the entire coil and valve assembly area and has a positive fall to the 15mm drain point. The pan is manufactured from galvanised steel, corners are brazed and the termination is silver soldered into position. Each pan additionally incorporates a pressure normalising external cover. Stainless steel pans are available as an option. The condensate drain pipe shall be within the profile of the unit to prevent damage.

**Insulation** is used throughout for both thermal and acoustic damping. Insulation is open cell, class 'O', CFC and HFC free expanded foam. Foam complies with CAA airport and London Borough flammability and toxicity requirements. Adhesive has light, ageing and temperature tolerance.

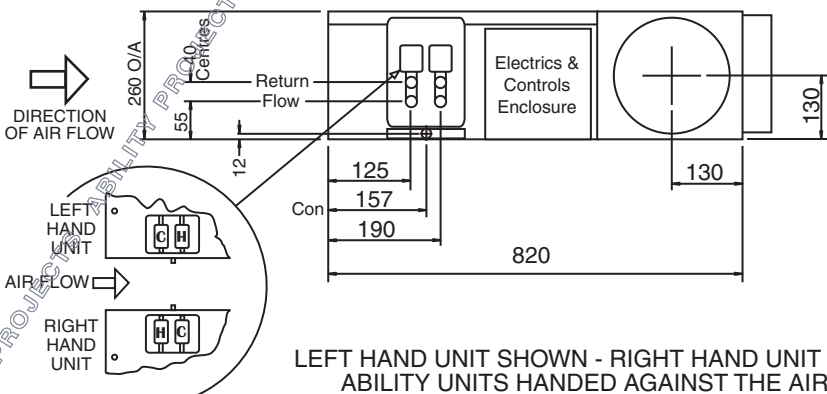
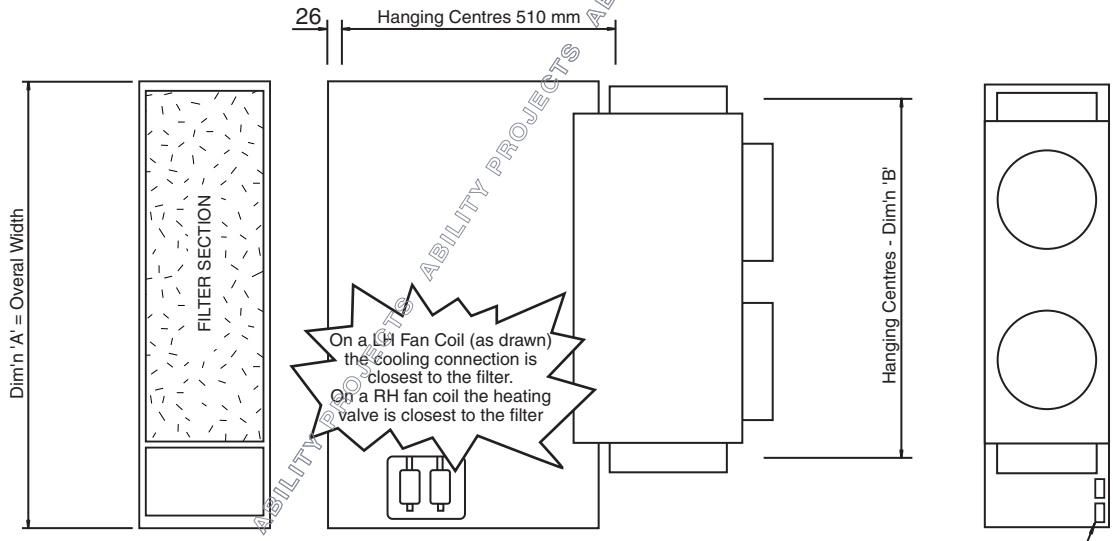
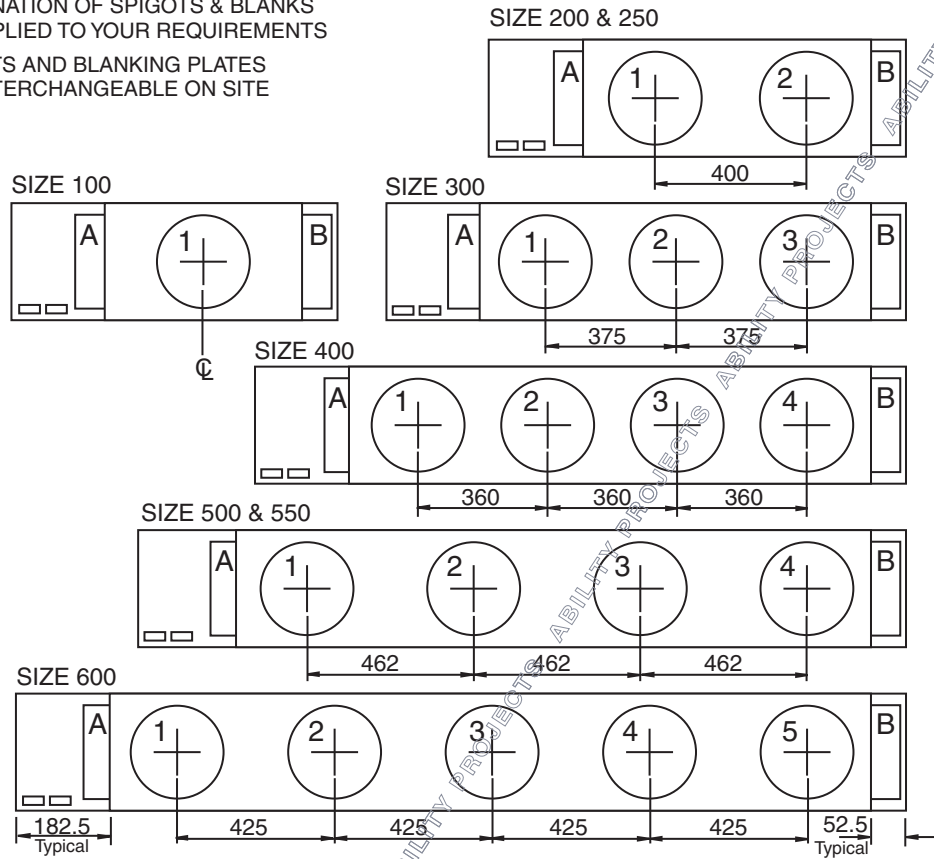
**Spigots** as standard, are circular 200mm, 225mm or 250mm dia. manufactured from galvanised steel. These are screw fixed to the unit in the positions required. Unused spigot connections are capped off but remain available for use if layout changes occur.

**Controls Enclosure** All controls are, as standard, fitted to a control back plate which is mounted into the electrical enclosure. The enclosure has dual access from both the side and below. The whole electrical enclosure including all switches shall be within the overall profile of the unit to prevent damage.

**Control Valves** are modulating 4 port via a stand alone controller. Standard return air sensors are bead type for mounting in the return air path. Room located sensor/set point adjustment/fan speed control is optional. The standard valve assembly (and any free issued valves) should terminate in 15mm or 22mm copper compression fittings at 40mm centres.

**Filters** are EU2 or EU3 media secured to a wire metal frame, easily removable for routine maintenance, cleaning or replacement. Other types are available.

ANY COMBINATION OF SPIGOTS & BLANKS  
WILL BE SUPPLIED TO YOUR REQUIREMENTS  
SPIGOTS AND BLANKING PLATES  
ARE INTERCHANGEABLE ON SITE



| FCU SIZE  | Dim'n 'A' | Dim'n 'B' | WEIGHT Kg |
|-----------|-----------|-----------|-----------|
| 100       | 755       | 570       | 41        |
| 200 & 250 | 1055      | 870       | 52 & 56   |
| 300       | 1355      | 1170      | 66        |
| 400       | 1655      | 1470      | 82        |
| 500 & 550 | 1955      | 1770      | 93 & 97   |
| 600       | 2255      | 2070      | 105       |

LEFT HAND UNIT SHOWN - RIGHT HAND UNIT OPPOSITE  
ABILITY UNITS HANDED AGAINST THE AIR FLOW

Do Not Scale

**DISCHARGE SOUND POWER**

**ACOUSTICS**

**Acoustic Selection Guide**

The noise figures shown are for a unit operating against 30Pa with sufficient duct connections to keep in duct air velocities at or below 2.5m/s.

As a guide, for each additional 10Pa external resistance the Sound Power figures will increase by 1 to 1.5dB

The inlet Sound Power figures are as measured. Introducing an inlet plenum box will reduce the inlet sound power figures by at least 2-3dB.

The discharge figures have been factored to allow for ductwork, a plenum and grille. Please refer to the bottom of this column for the factors used.

Reducing the lowest fan speed using the fine trimming device will lower the Ultra Low SWL .

NR levels can only be used as a guide as they cannot be accurate for every office environment. An evaluation must be undertaken by an acoustician to reliably ascertain the final NR levels in the air conditioned space.

Independent test data to qualify the SWL's and the discharge factors shown below is available from the office upon request.

**DISCHARGE FACTORS**

| 63 Hz | 125 Hz | 250 Hz | 500 Hz | 1 kHz | 2 kHz | 4 kHz | 8 kHz |
|-------|--------|--------|--------|-------|-------|-------|-------|
| -5    | -5     | -5     | -9     | -12   | -12   | -12   | -3    |

| 63Hz | 125Hz | 250Hz | 500Hz | 1kHz | 2kHz | 4kHz | 8Hz |
|------|-------|-------|-------|------|------|------|-----|
|------|-------|-------|-------|------|------|------|-----|

|    |    |    |    |    |    |    |    |
|----|----|----|----|----|----|----|----|
| 37 | 34 | 34 | 24 | 23 | 15 | 17 | 20 |
| 43 | 38 | 38 | 29 | 29 | 22 | 19 | 20 |
| 44 | 41 | 41 | 33 | 34 | 27 | 22 | 24 |
| 45 | 43 | 43 | 36 | 38 | 31 | 28 | 32 |
| 46 | 45 | 45 | 40 | 39 | 35 | 32 | 36 |

|    |    |    |    |    |    |    |    |
|----|----|----|----|----|----|----|----|
| 36 | 34 | 33 | 29 | 23 | 14 | 16 | 20 |
| 40 | 39 | 37 | 32 | 28 | 21 | 13 | 20 |
| 43 | 43 | 41 | 36 | 33 | 27 | 21 | 23 |
| 46 | 45 | 44 | 39 | 37 | 31 | 27 | 30 |
| 46 | 47 | 46 | 41 | 39 | 35 | 31 | 35 |

|    |    |    |    |    |    |    |    |
|----|----|----|----|----|----|----|----|
| 45 | 39 | 41 | 33 | 29 | 21 | 12 | 20 |
| 48 | 42 | 44 | 37 | 34 | 27 | 20 | 22 |
| 50 | 46 | 47 | 40 | 38 | 32 | 27 | 29 |
| 52 | 48 | 50 | 43 | 42 | 36 | 31 | 35 |
| 53 | 50 | 52 | 46 | 45 | 39 | 35 | 39 |

|    |    |    |    |    |    |    |    |
|----|----|----|----|----|----|----|----|
| 45 | 40 | 40 | 34 | 28 | 20 | 10 | 20 |
| 48 | 43 | 43 | 37 | 32 | 26 | 18 | 21 |
| 48 | 46 | 46 | 40 | 37 | 31 | 25 | 27 |
| 50 | 48 | 48 | 42 | 40 | 35 | 30 | 33 |
| 53 | 50 | 51 | 45 | 43 | 39 | 35 | 38 |

|    |    |    |    |    |    |    |    |
|----|----|----|----|----|----|----|----|
| 45 | 40 | 42 | 34 | 30 | 21 | 14 | 20 |
| 48 | 43 | 44 | 38 | 36 | 28 | 21 | 21 |
| 51 | 47 | 48 | 41 | 40 | 34 | 28 | 28 |
| 54 | 49 | 53 | 45 | 44 | 38 | 33 | 34 |
| 55 | 52 | 55 | 47 | 47 | 39 | 37 | 41 |

|    |    |    |    |    |    |    |    |
|----|----|----|----|----|----|----|----|
| 45 | 41 | 41 | 35 | 29 | 22 | 11 | 20 |
| 48 | 44 | 45 | 38 | 34 | 27 | 19 | 21 |
| 49 | 47 | 47 | 41 | 38 | 33 | 26 | 28 |
| 52 | 49 | 51 | 44 | 42 | 37 | 32 | 35 |
| 53 | 52 | 53 | 46 | 45 | 40 | 36 | 40 |

|    |    |    |    |    |    |    |    |
|----|----|----|----|----|----|----|----|
| 46 | 42 | 44 | 37 | 31 | 24 | 15 | 20 |
| 50 | 45 | 47 | 41 | 36 | 29 | 22 | 24 |
| 51 | 48 | 50 | 43 | 40 | 34 | 29 | 31 |
| 54 | 51 | 53 | 46 | 44 | 39 | 34 | 38 |
| 55 | 53 | 56 | 48 | 47 | 41 | 37 | 42 |

|    |    |    |    |    |    |    |    |
|----|----|----|----|----|----|----|----|
| 50 | 45 | 45 | 38 | 33 | 25 | 16 | 20 |
| 52 | 48 | 49 | 42 | 38 | 31 | 23 | 25 |
| 55 | 50 | 51 | 45 | 42 | 36 | 30 | 33 |
| 56 | 53 | 54 | 47 | 45 | 39 | 35 | 38 |
| 58 | 55 | 56 | 49 | 47 | 42 | 38 | 42 |

**INLET SOUND POWER**

| 63Hz | 125Hz | 250Hz | 500Hz | 1kHz | 2kHz | 4kHz | 8Hz |
|------|-------|-------|-------|------|------|------|-----|
| 44   | 44    | 42    | 41    | 30   | 23   | 17   | 20  |
| 48   | 48    | 46    | 46    | 36   | 31   | 24   | 20  |
| 52   | 52    | 50    | 49    | 41   | 36   | 31   | 22  |
| 55   | 55    | 53    | 51    | 44   | 40   | 35   | 26  |
| 56   | 56    | 55    | 52    | 47   | 42   | 38   | 30  |
| 41   | 43    | 40    | 38    | 31   | 24   | 16   | 20  |
| 44   | 47    | 44    | 42    | 37   | 32   | 23   | 20  |
| 47   | 51    | 47    | 46    | 42   | 37   | 30   | 22  |
| 49   | 54    | 50    | 48    | 45   | 41   | 36   | 26  |
| 52   | 55    | 52    | 51    | 48   | 43   | 39   | 30  |
| 48   | 48    | 49    | 45    | 37   | 31   | 22   | 21  |
| 50   | 51    | 52    | 49    | 42   | 37   | 30   | 22  |
| 52   | 54    | 55    | 52    | 46   | 41   | 37   | 26  |
| 53   | 57    | 58    | 55    | 49   | 45   | 41   | 32  |
| 55   | 59    | 60    | 57    | 52   | 48   | 44   | 35  |
| 51   | 49    | 47    | 43    | 36   | 30   | 21   | 21  |
| 53   | 51    | 51    | 47    | 41   | 36   | 29   | 21  |
| 53   | 54    | 53    | 50    | 45   | 41   | 35   | 24  |
| 54   | 56    | 56    | 53    | 48   | 44   | 40   | 30  |
| 58   | 61    | 61    | 55    | 51   | 48   | 44   | 34  |
| 48   | 49    | 51    | 48    | 39   | 33   | 24   | 21  |
| 49   | 52    | 53    | 51    | 44   | 39   | 30   | 21  |
| 52   | 56    | 57    | 54    | 48   | 44   | 38   | 25  |
| 53   | 60    | 60    | 57    | 52   | 47   | 44   | 33  |
| 57   | 61    | 62    | 59    | 54   | 49   | 46   | 36  |
| 51   | 50    | 49    | 46    | 38   | 32   | 22   | 21  |
| 52   | 52    | 52    | 49    | 43   | 38   | 29   | 21  |
| 53   | 56    | 55    | 52    | 47   | 43   | 36   | 26  |
| 54   | 59    | 58    | 55    | 51   | 46   | 42   | 32  |
| 55   | 60    | 60    | 57    | 53   | 49   | 45   | 36  |
| 52   | 52    | 50    | 48    | 40   | 34   | 25   | 20  |
| 55   | 54    | 53    | 51    | 44   | 40   | 32   | 22  |
| 56   | 58    | 57    | 54    | 49   | 45   | 39   | 29  |
| 58   | 61    | 61    | 57    | 53   | 49   | 44   | 35  |
| 59   | 63    | 63    | 59    | 55   | 51   | 48   | 39  |
| 52   | 53    | 52    | 49    | 41   | 35   | 25   | 21  |
| 55   | 56    | 56    | 52    | 45   | 41   | 33   | 23  |
| 58   | 59    | 59    | 55    | 50   | 46   | 40   | 30  |
| 58   | 61    | 62    | 58    | 53   | 49   | 45   | 35  |
| 61   | 63    | 64    | 61    | 57   | 52   | 49   | 40  |

**100 200 250 300 400 500 550 600**

| NR | SPEED    | AC FULL LOAD AMPS | AC START AMPS |
|----|----------|-------------------|---------------|
| 25 | UL LOW   | 0.15              | 0.45          |
| 30 | EX LOW   | 0.22              | 0.66          |
| 33 | STD LOW  | 0.30              | 0.90          |
| 35 | LOW PLUS | 0.37              | 1.11          |
| 36 | MEDIUM   | 0.46              | 1.38          |
| 25 | UL LOW   | 0.15              | 0.45          |
| 26 | EX LOW   | 0.22              | 0.66          |
| 30 | STD LOW  | 0.30              | 0.90          |
| 32 | LOW PLUS | 0.37              | 1.11          |
| 34 | MEDIUM   | 0.46              | 1.38          |
| 29 | UL LOW   | 0.29              | 0.87          |
| 33 | EX LOW   | 0.43              | 1.29          |
| 34 | STD LOW  | 0.59              | 1.77          |
| 37 | LOW PLUS | 0.74              | 2.22          |
| 38 | MEDIUM   | 0.92              | 2.76          |
| 26 | UL LOW   | 0.29              | 0.87          |
| 31 | EX LOW   | 0.43              | 1.29          |
| 32 | STD LOW  | 0.59              | 1.77          |
| 34 | LOW PLUS | 0.74              | 2.22          |
| 38 | MEDIUM   | 0.92              | 2.76          |
| 29 | UL LOW   | 0.44              | 1.32          |
| 33 | EX LOW   | 0.65              | 1.95          |
| 35 | STD LOW  | 0.89              | 2.67          |
| 37 | LOW PLUS | 1.11              | 3.33          |
| 39 | MEDIUM   | 1.38              | 4.14          |
| 29 | UL LOW   | 0.44              | 1.32          |
| 30 | EX LOW   | 0.65              | 1.95          |
| 34 | STD LOW  | 0.89              | 2.67          |
| 36 | LOW PLUS | 1.11              | 3.33          |
| 38 | MEDIUM   | 1.38              | 4.14          |
| 30 | UL LOW   | 0.60              | 1.80          |
| 32 | EX LOW   | 0.88              | 2.64          |
| 35 | STD LOW  | 1.20              | 3.60          |
| 38 | LOW PLUS | 1.48              | 4.44          |
| 40 | MEDIUM   | 1.84              | 5.52          |
| 30 | UL LOW   | 0.75              | 2.25          |
| 33 | EX LOW   | 1.10              | 3.30          |
| 35 | STD LOW  | 1.50              | 4.50          |
| 39 | LOW PLUS | 1.85              | 5.55          |
| 42 | MEDIUM   | 2.30              | 6.90          |

**COOLING DUTY - kW**

**PERFORMANCE**

The cooling duties are based on 30Pa external resistance, Summer Entering Air at 23 °C db - 50% RH and the heating duties are based on Winter Entering Air at 20 °C. Cooling kW are the maximum available. Leaving air temperature or pressure drop constraints may reduce outputs.

**HYDRAULIC PRESSURE DROPS**

$$\frac{\text{NEW PRESS DROP}}{\text{KNOWN PRESS DROP}} = \left( \frac{\text{NEW FLOW}}{\text{KNOWN FLOW}} \right)^2 \times \frac{\text{KNOWN PRESS DROP}}{\text{KNOWN PRESS DROP}}$$

| 4 ROW COOLING COIL | FLOW L/S | KPa   |
|--------------------|----------|-------|
| SIZE 100           | 0.10     | 13.05 |
| SIZE 200 / 250     | 0.15     | 13.97 |
| SIZE 300           | 0.20     | 13.14 |
| SIZE 400           | 0.25     | 13.28 |
| SIZE 500 / 550     | 0.30     | 20.26 |
| SIZE 600           | 0.35     | 24.99 |

| 1 ROW HEATING COIL | FLOW L/S | KPa   |
|--------------------|----------|-------|
| SIZE 100           | 0.05     | 2.35  |
| SIZE 200 / 250     | 0.05     | 3.05  |
| SIZE 300           | 0.08     | 9.66  |
| SIZE 400           | 0.10     | 18.00 |
| SIZE 500 / 550     | 0.10     | 6.00  |
| SIZE 600           | 0.10     | 6.30  |

**Direct Current ECUs**

The Titan fan coil units illustrated in this catalogue are also available in Direct Current (DC) motor versions. These reduce electrical loads by 65-75%, have infinite speed control effected by a 0-10v signal, they give off no motor heat and last twice as long as their AC equivalents.

| SEN kW | TOTAL kW | SEN kW | TOTAL kW | SEN kW | TOTAL kW | SEN kW | TOTAL kW |
|--------|----------|--------|----------|--------|----------|--------|----------|
| 0.88   | 1.04     | 0.82   | 0.96     | 0.77   | 0.85     | 0.61   | 0.61     |
| 1.27   | 1.52     | 1.18   | 1.39     | 1.13   | 1.24     | 0.88   | 0.88     |
| 1.64   | 1.95     | 1.52   | 1.79     | 1.45   | 1.59     | 1.13   | 1.13     |
| 2.07   | 2.46     | 1.92   | 2.26     | 1.83   | 2.01     | 1.43   | 1.43     |
| 2.42   | 2.88     | 2.25   | 2.65     | 2.14   | 2.35     | 1.67   | 1.67     |
| 0.97   | 1.16     | 0.91   | 1.06     | 0.86   | 0.94     | 0.67   | 0.67     |
| 1.40   | 1.67     | 1.30   | 1.53     | 1.24   | 1.36     | 0.97   | 0.97     |
| 1.80   | 2.14     | 1.67   | 1.97     | 1.59   | 1.75     | 1.24   | 1.24     |
| 2.28   | 2.71     | 2.12   | 2.49     | 2.01   | 2.21     | 1.58   | 1.58     |
| 2.66   | 3.16     | 2.47   | 2.91     | 2.35   | 2.58     | 1.84   | 1.84     |
| 1.59   | 1.89     | 1.48   | 1.74     | 1.41   | 1.55     | 1.10   | 1.10     |
| 2.39   | 2.84     | 2.22   | 2.61     | 2.11   | 2.32     | 1.65   | 1.65     |
| 3.26   | 3.88     | 3.04   | 3.57     | 2.89   | 3.17     | 2.26   | 2.26     |
| 4.01   | 4.77     | 3.72   | 4.40     | 3.55   | 3.90     | 2.78   | 2.78     |
| 4.77   | 5.88     | 4.44   | 5.23     | 4.22   | 4.64     | 3.30   | 3.30     |
| 1.80   | 2.14     | 1.67   | 1.97     | 1.59   | 1.75     | 1.24   | 1.24     |
| 2.64   | 3.14     | 2.46   | 2.89     | 2.34   | 2.57     | 1.83   | 1.83     |
| 3.61   | 4.30     | 3.36   | 3.95     | 3.20   | 3.51     | 2.50   | 2.50     |
| 4.57   | 5.44     | 4.25   | 5.00     | 4.04   | 4.44     | 3.16   | 3.16     |
| 5.39   | 6.42     | 5.02   | 5.91     | 4.77   | 5.24     | 3.73   | 3.73     |
| 2.59   | 3.09     | 2.41   | 2.84     | 2.29   | 2.52     | 1.80   | 1.80     |
| 3.72   | 4.43     | 3.46   | 4.07     | 3.29   | 3.62     | 2.58   | 2.58     |
| 5.22   | 6.21     | 4.86   | 5.71     | 4.62   | 5.07     | 3.61   | 3.61     |
| 6.17   | 7.35     | 5.75   | 6.76     | 5.46   | 6.00     | 4.27   | 4.27     |
| 7.26   | 8.64     | 6.75   | 7.94     | 6.42   | 7.05     | 5.02   | 5.02     |
| 2.85   | 3.39     | 2.65   | 3.12     | 2.52   | 2.77     | 1.97   | 1.97     |
| 4.30   | 5.11     | 4.00   | 4.70     | 3.80   | 4.18     | 2.97   | 2.97     |
| 5.84   | 6.95     | 5.43   | 6.39     | 5.17   | 5.68     | 4.04   | 4.04     |
| 7.03   | 8.37     | 6.55   | 7.70     | 6.22   | 6.84     | 4.87   | 4.87     |
| 8.21   | 9.77     | 7.64   | 8.99     | 7.26   | 7.98     | 5.68   | 5.68     |
| 3.42   | 4.07     | 3.18   | 3.74     | 3.03   | 3.33     | 2.37   | 2.37     |
| 5.25   | 6.25     | 4.88   | 5.75     | 4.65   | 5.10     | 3.64   | 3.64     |
| 6.79   | 8.09     | 6.32   | 7.44     | 6.01   | 6.60     | 4.70   | 4.70     |
| 8.19   | 9.76     | 7.63   | 8.97     | 7.25   | 7.97     | 5.67   | 5.67     |
| 9.52   | 11.33    | 8.86   | 10.42    | 8.42   | 9.25     | 6.59   | 6.59     |
| 4.63   | 5.51     | 4.31   | 5.07     | 4.10   | 4.50     | 3.21   | 3.21     |
| 6.59   | 7.84     | 6.13   | 7.21     | 5.83   | 6.40     | 4.56   | 4.56     |
| 8.27   | 9.85     | 7.70   | 9.06     | 7.32   | 8.04     | 5.73   | 5.73     |
| 9.91   | 11.80    | 9.22   | 10.85    | 8.77   | 9.64     | 6.86   | 6.86     |
| 11.47  | 13.66    | 10.67  | 12.65    | 10.15  | 11.15    | 7.94   | 7.94     |

**HEATING DUTY - kW**

82°C/71°C    60°C/50°C    50°C/40°C

|      |      |      |
|------|------|------|
| 1.23 | 0.81 | 0.58 |
| 1.51 | 1.00 | 0.71 |
| 1.67 | 1.10 | 0.78 |
| 1.81 | 1.20 | 0.85 |
| 1.99 | 1.32 | 0.93 |

|      |      |      |
|------|------|------|
| 1.43 | 0.95 | 0.67 |
| 1.76 | 1.16 | 0.82 |
| 1.95 | 1.28 | 0.91 |
| 2.11 | 1.39 | 0.99 |
| 2.32 | 1.53 | 1.09 |

|      |      |      |
|------|------|------|
| 2.05 | 1.36 | 0.96 |
| 2.63 | 1.73 | 1.23 |
| 2.95 | 1.94 | 1.38 |
| 3.25 | 2.14 | 1.52 |
| 3.57 | 2.36 | 1.67 |

|      |      |      |
|------|------|------|
| 2.33 | 1.54 | 1.09 |
| 2.98 | 1.97 | 1.40 |
| 3.35 | 2.21 | 1.57 |
| 3.69 | 2.44 | 1.73 |
| 4.06 | 2.68 | 1.90 |

|      |      |      |
|------|------|------|
| 3.57 | 2.36 | 1.67 |
| 4.47 | 2.95 | 2.09 |
| 4.98 | 3.29 | 2.33 |
| 5.47 | 3.61 | 2.56 |
| 6.02 | 3.97 | 2.82 |

|      |      |      |
|------|------|------|
| 3.88 | 2.56 | 1.82 |
| 4.86 | 3.21 | 2.27 |
| 5.41 | 3.57 | 2.53 |
| 5.95 | 3.93 | 2.78 |
| 6.54 | 4.32 | 3.06 |

|      |      |      |
|------|------|------|
| 4.43 | 2.93 | 2.08 |
| 5.65 | 3.73 | 2.64 |
| 6.32 | 4.17 | 2.96 |
| 6.99 | 4.61 | 3.27 |
| 7.68 | 5.07 | 3.60 |

|      |      |      |
|------|------|------|
| 5.24 | 3.46 | 2.45 |
| 7.06 | 4.66 | 3.30 |
| 7.71 | 5.09 | 3.61 |
| 8.55 | 5.64 | 4.00 |
| 9.41 | 6.21 | 4.40 |

**SPEED**UL LOW  
EX LOW  
STD LOW  
LOW PLUS  
MEDIUMUL LOW  
EX LOW  
STD LOW  
LOW PLUS  
MEDIUMUL LOW  
EX LOW  
STD LOW  
LOW PLUS  
MEDIUMUL LOW  
EX LOW  
STD LOW  
LOW PLUS  
MEDIUMUL LOW  
EX LOW  
STD LOW  
LOW PLUS  
MEDIUMUL LOW  
EX LOW  
STD LOW  
LOW PLUS  
MEDIUMUL LOW  
EX LOW  
STD LOW  
LOW PLUS  
MEDIUMUL LOW  
EX LOW  
STD LOW  
LOW PLUS  
MEDIUM**AIR VOLUMES L/S**

10Pa    20Pa    30Pa    40Pa    50Pa

|     |     |     |     |     |
|-----|-----|-----|-----|-----|
| 65  | 58  | 55  | N/A | N/A |
| 95  | 85  | 80  | 75  | 70  |
| 111 | 107 | 103 | 97  | 93  |
| 135 | 133 | 130 | 127 | 120 |
| 156 | 154 | 152 | 150 | 148 |

|     |     |     |     |     |
|-----|-----|-----|-----|-----|
| 77  | 66  | 61  | N/A | N/A |
| 110 | 94  | 88  | 83  | 77  |
| 130 | 118 | 113 | 107 | 102 |
| 154 | 147 | 143 | 140 | 132 |
| 172 | 169 | 167 | 165 | 163 |

|     |     |     |     |     |
|-----|-----|-----|-----|-----|
| 129 | 115 | 100 | 91  | 77  |
| 170 | 160 | 150 | 142 | 134 |
| 218 | 212 | 205 | 198 | 190 |
| 260 | 256 | 252 | 247 | 242 |
| 310 | 306 | 300 | 296 | 289 |

|     |     |     |     |     |
|-----|-----|-----|-----|-----|
| 145 | 130 | 113 | 101 | 85  |
| 194 | 179 | 166 | 161 | 150 |
| 248 | 240 | 227 | 220 | 209 |
| 297 | 290 | 287 | 282 | 272 |
| 352 | 345 | 339 | 333 | 328 |

|     |     |     |     |     |
|-----|-----|-----|-----|-----|
| 200 | 180 | 163 | 142 | 126 |
| 270 | 256 | 234 | 229 | 220 |
| 354 | 340 | 328 | 315 | 300 |
| 408 | 395 | 388 | 378 | 364 |
| 470 | 467 | 456 | 445 | 440 |

|     |     |     |     |     |
|-----|-----|-----|-----|-----|
| 226 | 199 | 179 | 157 | 139 |
| 308 | 290 | 270 | 255 | 242 |
| 402 | 382 | 367 | 352 | 332 |
| 468 | 453 | 442 | 431 | 425 |
| 537 | 526 | 516 | 505 | 495 |

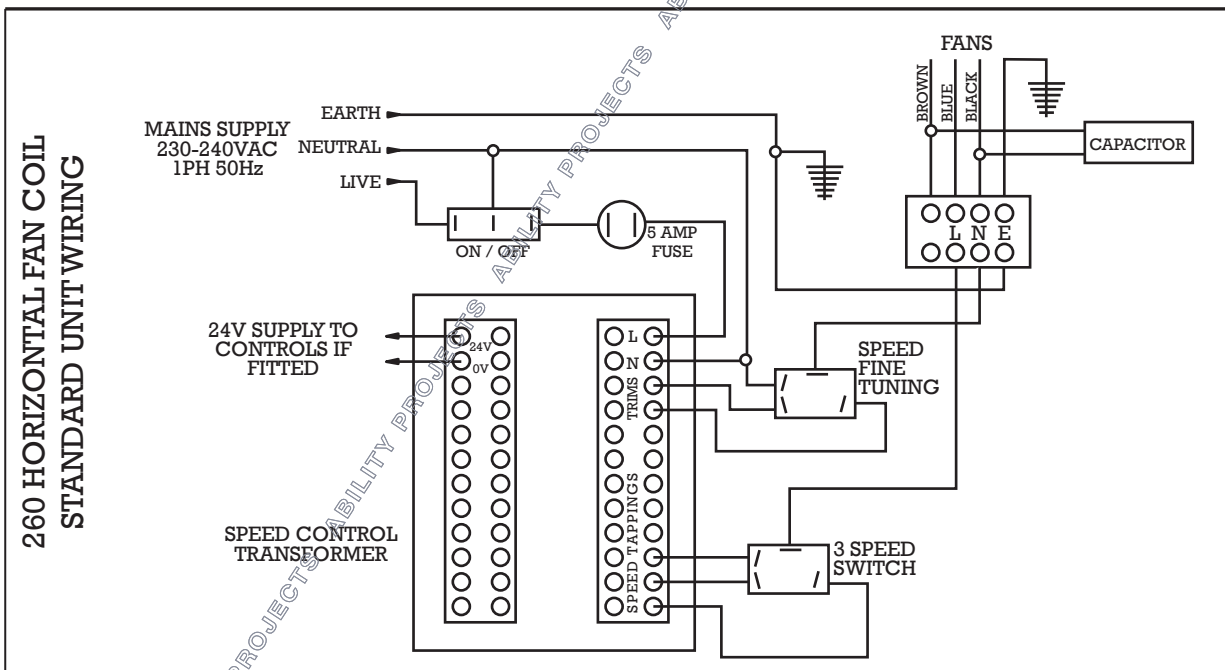
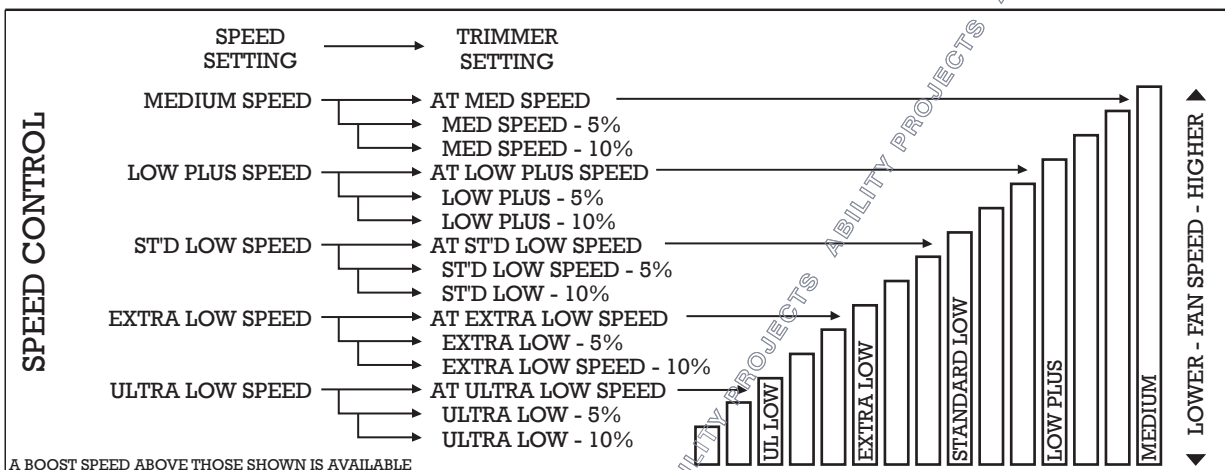
|     |     |     |     |     |
|-----|-----|-----|-----|-----|
| 269 | 244 | 215 | 191 | 174 |
| 369 | 345 | 330 | 305 | 290 |
| 465 | 443 | 427 | 413 | 400 |
| 537 | 530 | 515 | 500 | 486 |
| 627 | 612 | 598 | 585 | 570 |

|     |     |     |     |     |
|-----|-----|-----|-----|-----|
| 352 | 319 | 291 | 270 | 242 |
| 456 | 438 | 414 | 400 | 377 |
| 554 | 538 | 520 | 500 | 481 |
| 657 | 641 | 623 | 607 | 589 |
| 760 | 743 | 721 | 708 | 690 |

100  
200  
250  
300  
400  
500  
550  
600

**USEFUL INFORMATION**

**Speed Control.** Every fan coil is supplied with a speed controlling transformer incorporating 6 speed tappings. Ability will wire each fan coil to the 3 speeds selected as the most appropriate for your project. Notwithstanding this, on site changes can be made if another set of speeds is felt more suitable for a particular area. Each fixed speed is additionally complemented with two fine adjustments. These are effected by adjusting the "fine tune" three position switch. The "fine tune" at setting one gives the selected speed unmodified with the two other fine tune settings giving two reductions on the main speed set.


**Options & Extras**

Inlet Plenums. Electric Heating. 200 or 250mm Spigots. Side Spigots Upon Request. Condensate Pumps. Fresh Air Connections. All Control Packages Catered For.

As part of our continuous improvement initiative we have to reserve the right to alter the specifications and or dimensions without notice. Therefore, please check your selections and any recent updates by calling the Ability internal sales office.

ABILITY PROJECTS LTD, JOHNSON ROAD, FERNSIDE PARK, WIMBORNE, DORSET. BH21 7SE.  
TEL 01202 851440 FAX 01202 876111 email : sales@abilityprojects.co.uk